

krome



M365 TENANT INSIGHTS REPORT



M365 TENANT INSIGHTS REPORT

Unlock hidden value, reduce risk, and optimise your entire Microsoft 365 tenant.

The modern Microsoft 365 environment is rich with capability but equally rich with complexity, and without clear visibility, organisations can unintentionally waste spend, increase risk, and under utilise the tools they're already paying for.

Krome's M365 Tenant Insights (MTI) Report provides a complete, evidence based view of how your tenant is performing today, identifying exactly where improvements can be made to boost efficiency, reduce exposure, and increase return on investment.

Most organisations are under licenced, over licenced, or unknowingly exposed to security and data sharing risks within Microsoft 365.

The Krome M365 Tenant Insights Report gives you a complete, actionable view of your environment, enabling smarter decisions, tighter security, and immediate cost savings.

Available as a one-off report or as part of an ongoing managed optimisation service for our Microsoft clients, it provides the visibility you need to maximise the value of Microsoft 365.

For organisations that wish to have more of an in-depth view of their estate, we also offer a premium, advanced reporting service.



OUR PARTNERSHIP VALUE

Giving you ongoing visibility, control, and confidence across your Microsoft 365 Environment



Continuous Insights Reporting for Our Microsoft Clients

For clients that are engaged with Krome for their Microsoft Licensing, the Tenant Insights Report is designed to be an extension of your regular service reviews, ensuring your tenant is continuously aligned to best practice, regulatory expectations, and your evolving business needs.

The report updated monthly and delivered as a PowerBI dashboard, surfaces trends, highlights new risks, and reveals further opportunities for optimisation, helping you maintain a lean, secure, and high performing Microsoft environment over time.

Instead of reactive firefighting, you gain a proactive cycle of improvement that compounds value every month.

What our Microsoft clients receive:

- A simple, easy to navigate dashboard that gives you real-time measurable insights.
- Monthly reporting that reviews your licensing, optimisation opportunities, security, and adoption across your M365 environment.
- Strengthened governance over users, data sharing, identity, and M365 workloads.
- Clear, actionable recommendations that support continuous improvement and informed decision-making.

REPORTING FOR NEW CLIENTS



Our insights report establishes a fast, accurate baseline of your M365 environment, without risk or commitment.

For organisations considering a new Microsoft partner or simply wanting to understand the true state of their Microsoft 365 tenant, our free report provides immediate, tangible value.

It offers a data driven baseline of your licensing, security posture, sharing behaviour, and usage patterns, enabling you to quickly identify wasted spend and potential risks.

Instead of relying on assumptions or manually pulling data from multiple admin portals, you receive a professionally packaged assessment backed by your real world tenant data.

To generate the report, we require read-only application permissions granted to a Microsoft Entra application using app-only authentication (client credentials flow). This avoids the use of user credentials or delegated access to your Microsoft 365 tenant.

This is a nonintrusive, read only permission level that allows us to securely extract the information needed without making any changes to your environment.

Our M365 Insights report gives you a risk free way to baseline your M365 environment and understand the value Krome provide as a Microsoft partner.

- A clear, easy-to-understand report designed for IT and leadership teams.
- Instant visibility into licence waste, security weaknesses, and sharing risks.
- Evidence based recommendations that quantify savings and highlight areas for improvement.
- A secure, non-intrusive assessment that requires no user access and makes no changes to your tenant.
- A no commitment way to validate the value of working with us as your Microsoft partner.

FEATURES & BENEFITS

Behind the report sits a powerful aggregation engine, built by Krome, that consolidates data from across the Microsoft ecosystem into a single, coherent view.

This allows you to review licensing efficiency, user activity, security gaps, sharing exposure, compliance posture, and adoption trends without navigating multiple admin centres or analysing disparate spreadsheets.

Every feature of the report is designed with business outcomes in mind, from cost savings and stronger governance to risk mitigation and improved productivity.

Standard Insights

Unified Tenant Visibility

- Consolidate data from multiple admin portals to a single report.
- Saves hours of manual analysis and provides one clear version of the truth.

Licence Cost Optimisation

- Highlights unused, inactive, and inefficient licence allocations.
- Reduce spend with evidence based reassignments or downgrades.

User Status & Identity Governance

- Tracks user activity, MFA status, guest access, and administrative roles.
- Improve security by identifying dormant accounts and MFA vulnerabilities.

Adoption & Productivity Insights

- Shows usage of Teams, SharePoint, OneDrive, and Exchange.
- Increase ROI by identifying under adopted services or training needs.

Premium Insights

Intune Environment Overview*

- Device, OS, and application visibility across endpoints.
- Support security, lifecycle planning, and device governance.

Sharing & Exposure Analysis*

- Reviews internal, external, guest, and anonymous sharing across SharePoint and OneDrive.
- Reduce data leakage risks and tighten access to sensitive content.

Compliance & Labelling Insights*

- Identifies where sensitivity labels are used, and where they're missing.
- Improve regulatory compliance and ensure data is correctly classified.

*Top level overview in standard version, advanced reporting available in premium version.

THE REPORT DASHBOARDS

Each dashboard within the Krome M365 Tenant Insights Report presents a different dimension of your tenant's health, making it easy to understand complex information at a glance.

From executive level overviews to detailed identity and data sharing analysis, these dashboards give you the intelligence required to prioritise action and drive meaningful improvement across your Microsoft estate.

Overview Dashboard

The Overview Dashboard brings together your most critical Microsoft 365 metrics into a single, digestible snapshot, enabling decision makers to understand the state of the environment at a glance. Instead of manually piecing together data from different admin portals, the dashboard centralises key insights around security, licensing, sharing, and adoption, making it easier to identify high value opportunities, uncover inefficiencies, and validate where operational focus should be applied next.

The overview dashboard provides a clear, executive level snapshot of tenant health.

Shows:

- Secure Score summary
- Licence availability & utilisation
- Sharing exposure patterns
- Guest access analysis
- Device/OS breakdown
- Workload adoption trends

Delivers:

Immediate insights into risk, cost, and efficiency across the entire tenant.

The dashboards are designed not just to present data but to highlight what matters most, risks, inefficiencies, and opportunities.



OVERVIEW DASHBOARD

Included in the standard version

Microsoft 365 Tenant Report

Overview across your tenant

krome

Secure Score

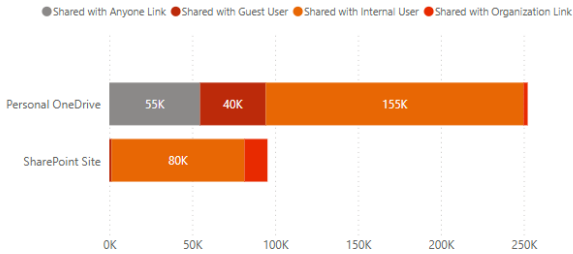


200

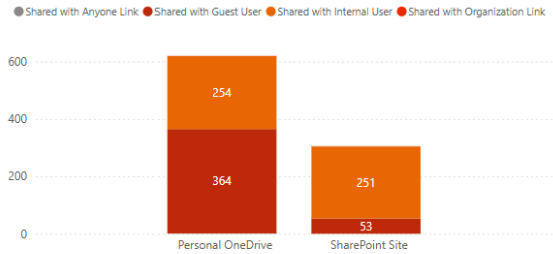
Count of Recommendation

Product_Display_Name	Total	Used	Available	% Used
Visio Plan 2	23	23	0	100
Microsoft Teams Rooms Basic	10	9	1	90
Microsoft 365 E5 (no Teams)	200	180	20	90
Microsoft Copilot for Microsoft 365	10	8	2	80
Microsoft Teams Premium Introductory Pricing	27	19	8	70
Windows 365 Enterprise 8 vCPU 32 GB 512 GB	5	3	2	60
Microsoft Teams Phone Resource Account	60	29	31	48
Microsoft Teams Audio Conferencing with dial-out to USA/CAN	20	8	12	40
Dynamics 365 Sales, Field Service and Customer Service	25	9	16	36
Microsoft Teams Phone Standard	9	3	6	33

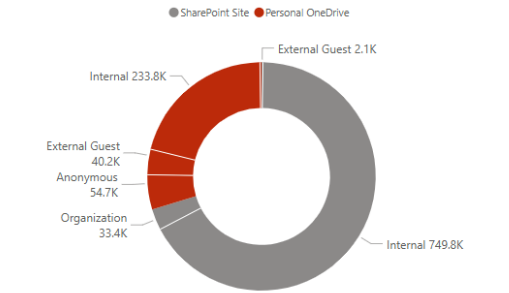
(Distinct) Count of Files Shared



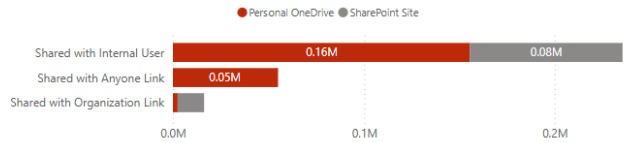
(Distinct) Count of Users Being Shared To



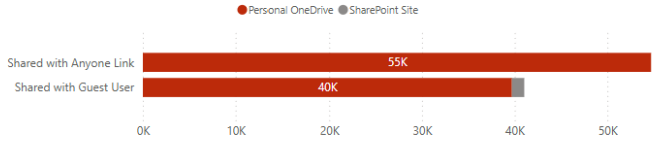
Count of Files Shared and "Shared To" User Exposure



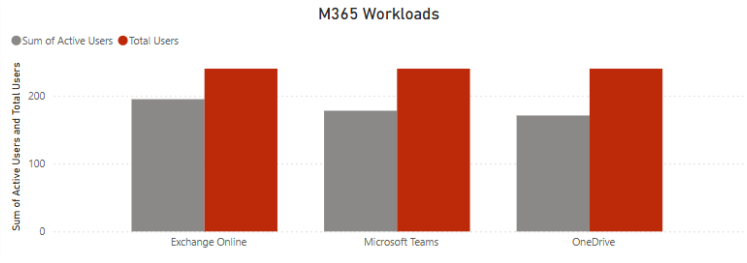
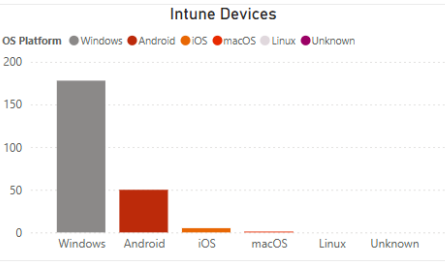
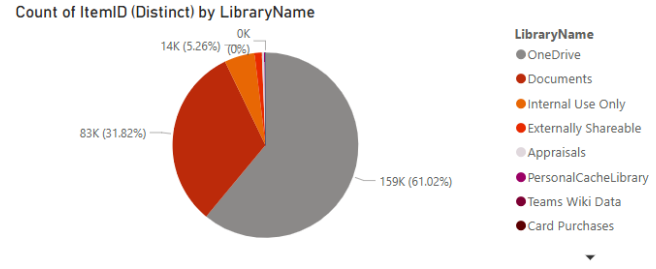
Internal Shares



External Shares



SharedWithUserDomain	Count of ItemID (Distinct)
example.co.uk	204,111
example.onmicrosoft.com	88,651
N/A	55,190
Organization	20,376
outlook.com	20,039
abcdef.co.uk	16,525
abglobal.com	1,235
domain.co.uk	983
companyx.co.uk	871
company-example.co.uk	487
Total	259,936



Accounts		
534	112	91
Users	Guest Users	Not Enabled
5	54	243
Admin Users	Shared Mailboxes	Licensed Users

MFA Status		
443	248	206
MFA Enabled	MFA Registered	MFA Capable
(Blank)	195	237
Not MFA Enabled	Not MFA Registered	Not MFA Capable

Conditional Access Policies	
22	15
Count of Policy Name	Enabled
	7
	Reporting Only

SCORES DASHBOARD

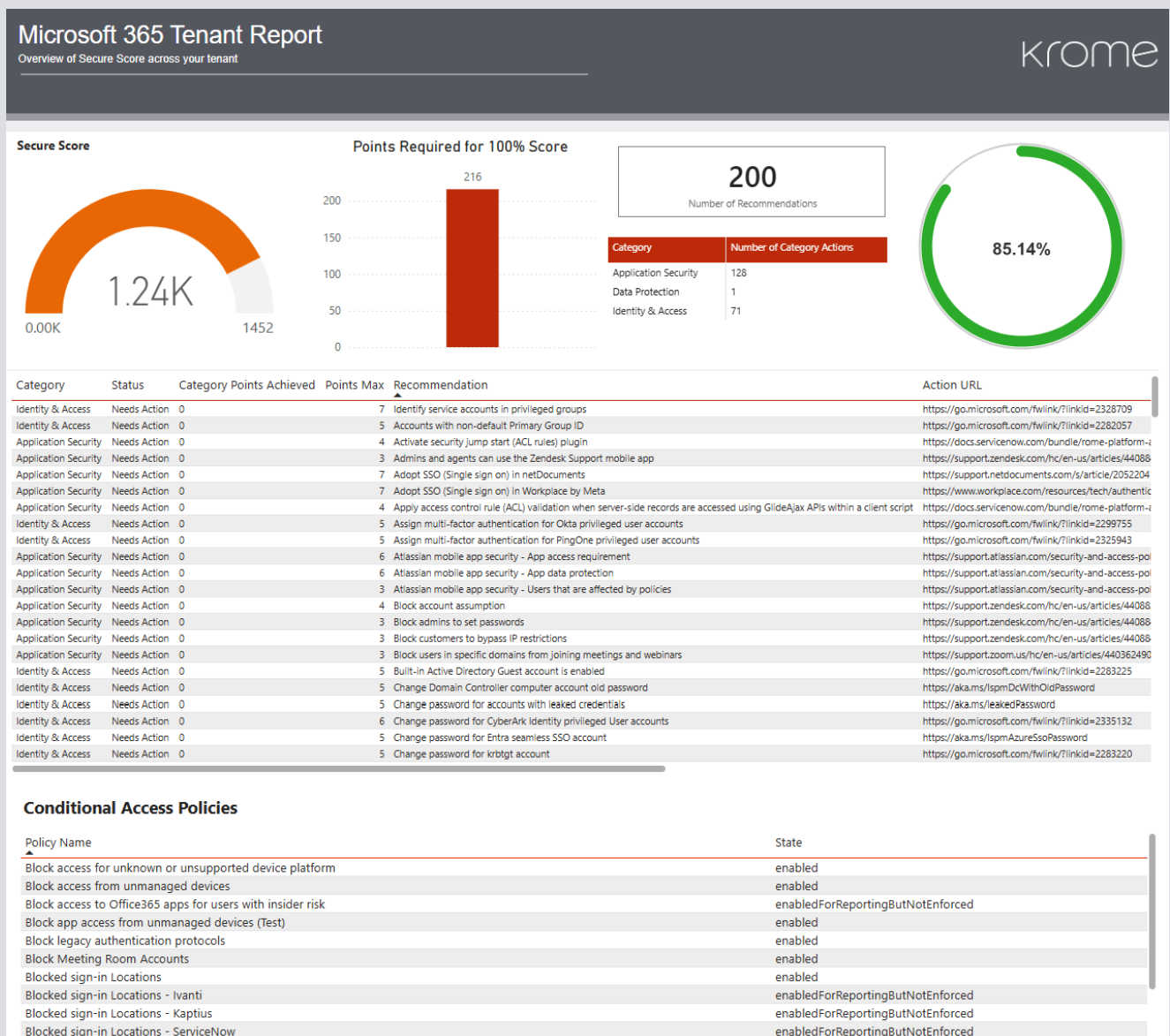
Included in the standard version

The Scores dashboard provides a clear view of your Microsoft 365 security posture, helping you understand current maturity and prioritise the most impactful security improvements.

Instead of navigating multiple security portals and lengthy recommendation lists, your stakeholders can quickly assess risk exposure and focus on the changes that will deliver the greatest security uplift with the least disruption.

The Scores Dashboard Shows:

- Current Microsoft Secure Score % achieved
- Total number of recommendations
- Breakdown of recommendations by category (Identity, Apps, Devices, Data)
- Individual security actions and their potential score impact
- Conditional Access policies and enforcement status



PREMIUM DASHBOARDS

Available as a premium paid add-on.

The Premium Advanced Dashboards are designed for organisations that require more than a surface level view of their Microsoft 365 estate.

The advanced dashboards enable detailed investigation, risk reduction, and governance validation, supporting regulatory requirements, security reviews, and AI adoption strategies.

The premium subscription extends the standard report by providing deeper, granular visibility into data sharing behaviour, Copilot readiness, and exposure across files and folders.

The Premium dashboards are particularly valuable for:

- Organisations preparing for Microsoft Copilot
- Businesses handling sensitive or regulated data
- Mature tenants requiring ongoing optimisation
- Clients seeking proactive risk identification rather than reactive fixes

Capability	Standard	Premium
Tenant overview & environment health	✓	✓
Licence usage & cost optimisation	✓	✓
User & guest visibility	✓	✓
MFA status & admin role insight	✓	✓
Microsoft Secure Score & recommended actions	✓	✓
Workload adoption (Teams, SharePoint, OneDrive, Exchange)	✓	✓
High- level Intune & device overview	✓	✓
Sensitivity label usage & gaps	✓	✓
High-level sharing visibility	✓	✓
Granular file-level sharing analysis	✗	✓
Granular folder level sharing & inherited access	✗	✓
Granular sensitivity labelling and protection analysis	✗	✓
Anonymous & organisation wide link exposure	✗	✓
External domain & user level sharing insight	✗	✓
Advanced Copilot readiness & configuration checks	✗	✓
Detailed governance & data exposure insights	✗	✓

DATA SHARING DASHBOARDS

Premium dashboards

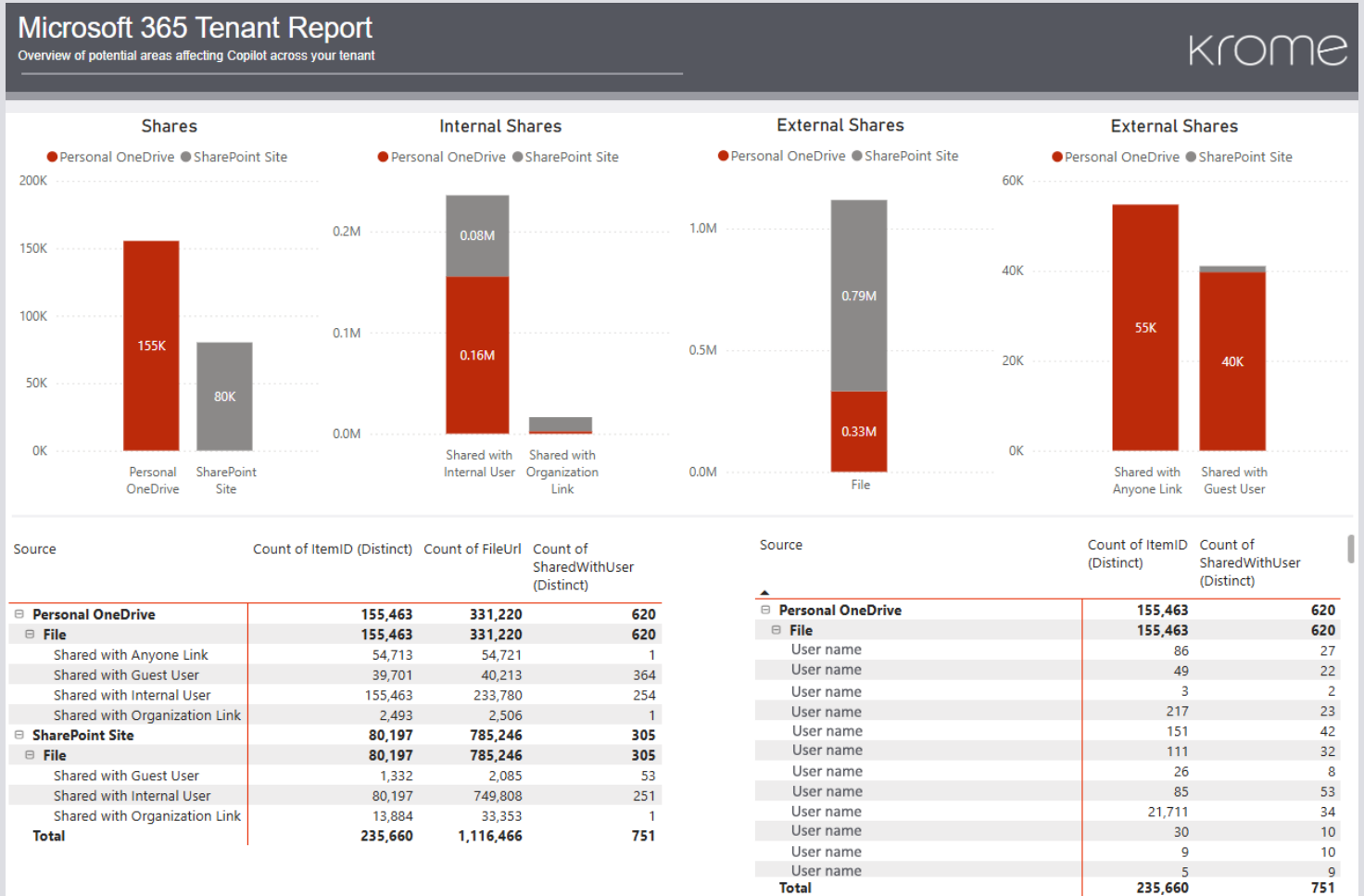
The Advanced File & Folder Sharing dashboard provides a comprehensive view of how data is being shared across OneDrive and SharePoint at both file and folder level.

By combining visibility of individual file sharing with inherited access from folder permissions, this dashboard exposes the true scope of data exposure within the tenant.

It enables organisations to clearly understand where information is shared internally, externally, or via anonymous links, and to identify users, locations, and domains that may introduce unnecessary risk.

The File & Folder Dashboards Show:

- File level and folder level sharing across OneDrive and SharePoint
- Internal, external, guest, and anonymous/ anyone link sharing
- Organisation wide sharing links
- Folder sharing that grants inherited access to multiple files
- Top users sharing files and folders externally
- External domains with access to shared content
- Source location of shared content (personal OneDrive vs SharePoint sites)



This dashboard shows file sharing, there is an additional dashboard for folder sharing, both have more extensive data, that drills down into file and folder level sharing.

COPILLOT CHECKS DASHBOARD

Premium dashboard

The Advanced Copilot Checks dashboard provides a comprehensive evaluation of your tenant's readiness for Microsoft Copilot, examining configuration, security, and compliance settings across key Microsoft 365 services.

By validating Copilot related prerequisites and best practice controls, this dashboard highlights where misconfigurations could lead to unintended data exposure or policy breaches. It enables organisations to confidently adopt Copilot while maintaining strong governance and compliance standards

The Copilot Readiness and Configuration Check Dashboards Shows:

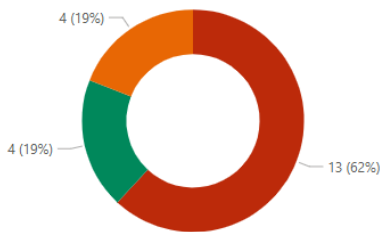
- Copilot configuration status across SharePoint, Exchange, Entra ID, Purview, and M365
- Passed, failed, and warning checks by workload
- Compliance status of Copilot related controls
- High risk and medium risk configuration gaps
- Policy and control validation aligned to Copilot usage
- Priority indicators for remediation planning

Microsoft 365 Tenant Report krome

Copilot checks across your tenant

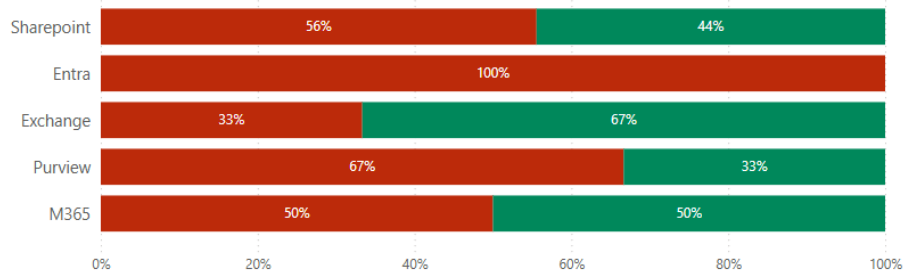
Copilot Checks

Status ● Failed ● Passed ● Warning



Copilot Checks

Compliant ● No ● Yes



Category	Sub-Category	Importance	Check Name	Compliant	Status
Entra	Group Settings	Medium	Standard check name (redacted)	No	Failed
Sharepoint	Sharepoint	Medium	Standard check name (redacted)	Yes	Warning
Sharepoint	Sharepoint Online	Medium	Standard check name (redacted)	Yes	Passed
Sharepoint	Information Protection	Medium	Standard check name (redacted)	No	Failed
M365	Licensing	Low	Standard check name (redacted)	No	Failed
Entra	Conditional Access	Medium	Standard check name (redacted)	No	Failed
Purview	Audit	High	Standard check name (redacted)	Yes	Passed
Exchange	Audit	High	Standard check name (redacted)	No	Failed
Purview	Information Protection	Medium	Standard check name (redacted)	No	Failed
Sharepoint	Sharing Control	Medium	Standard check name (redacted)	No	Failed
Purview	Data Loss Prevention	High	Standard check name (redacted)	No	Failed
Exchange	Audit	High	Standard check name (redacted)	Yes	Passed
Exchange	Audit	High	Standard check name (redacted)	Yes	Passed
Entra	Conditional Access	Medium	Standard check name (redacted)	No	Failed
Entra	Conditional Access	High	Standard check name (redacted)	No	Failed
M365	Licensing	Medium	Standard check name (redacted)	Yes	Warning
Sharepoint	Sharing	Medium	Standard check name (redacted)	No	Failed
Sharepoint	Policies	Medium	Standard check name (redacted)	No	Failed
Sharepoint	Policies	Medium	Standard check name (redacted)	No	Failed
Sharepoint	Policies	Medium	Standard check name (redacted)	Yes	Warning
Sharepoint	Sharepoint	Low	Standard check name (redacted)	Yes	Warning

WHY CHOOSE KROME?

Maximise the power
of your Microsoft 365
Investment with
Krome Technologies.



Selecting the right Microsoft partner is essential when your organisation depends on Microsoft 365 for productivity, collaboration, identity, and security.

Krome brings deep technical expertise, proven service delivery, and extensive experience across Microsoft licensing, governance, and optimisation. Our team helps clients make confident, data driven decisions by translating complex licensing models and technical configurations into clear business outcomes.

With Krome, you gain more than just access to our Insights reporting, you gain a specialist partner focused on maximising the value of your Microsoft investment. We help ensure you are correctly licensed, fully compliant, efficiently configured, and strategically aligned with best practice Microsoft architecture. Clients rely on us not only to uncover cost saving opportunities but also to guide them through licence optimisation, renewals, compliance reviews, and long term adoption planning.

Our consultancy and managed services teams work alongside you to interpret the findings of your Krome M365 Tenant Insights Report, prioritise actions, and help deliver meaningful improvements across identity, data protection, security posture, and user experience. Whether you want one off licensing guidance or ongoing optimisation, Krome provides the expertise and continuity needed to keep your Microsoft environment secure, cost efficient, and future ready.

To speak to a member of the Krome team please contact us on 01932 232345.